



Sidelights



JUNE-JULY 2024

Volume 67 Issue 5 <https://southfloridaregion.aaca.com>



(see story on page 6)

OFFICERS—2024 (e-mail us at aacasouthfloridaregion@gmail.com)

President	Safety Officer, Sergeant at Arms	Tomás Hernández
1 st Vice-President,		Al Padilla
2 nd Vice-President, Program Chair		Jorge (George) Feria
Secretary		Yovanna Hernández
Treasurer		Manny Garcia
Immediate Past President		Millie Garcia

BOARD of DIRECTORS—2024 (aacasouthfloridaregion@gmail.com)

Benjamin Cardonne	Mike Penn
Chico Goldsmith	Paula Valentina Perez
George Harvey	Jorge Salazar
Jean Hawa- Editor <i>Sidelights</i> , Sunshine Report	Ira Shapiro, Parliamentarian
Tom Kosky	Bob Squier
Guy Lewis - Of Counsel	
Eduardo Medina- Membership Chair, Webmaster	

Due to continuous hacking of board members' personal email addresses, the above generic address was created. As a reminder to members, you were emailed a copy of the roster or given one at our general meetings or events.

**Editors Emeritus:**

Bob Squier
Ernesto Romero
Bob Mayer
Ben Harris
Maurice Hawa
Steve Wolf*
Steven Steele
Al Roscoe*
George Duvall *
Don King*
Bob Lewin*
Phil Johnson*
John Anderson*
Charles Sebastian*
*deceased

SIDELIGHTS**JUNE-JULY 2024****Volume 67 Issue 5****Jean Hawa, Editor**aacasouthfloridaregion@gmail.com

Sidelights is the official publication of the South Florida Region of the Antique Automobile Club of America. It has been published continuously since June 1958. The paper informs members of local and state activities, club functions, meeting dates and has articles of general interest for the car enthusiast. All articles and stories may be reproduced if proper credit is given.

The views and opinions expressed in the articles in *Sidelights* are those of the named author and do not necessarily reflect the opinions of the Editor, the Board of Directors of the A.A.C.A. South Florida Region or members of the club.

CONTENTS

AACA National/Region Events	20
Board Minutes	4-5
Club/National Calendar	20
Club Picnic	8-10
Cover, Member's Car	1, 6-7
Delray Beach Concours	12-13
Editor's Notes	3
General Membership Meeting	5
Member's Story: Dream Car	1, 6-7
Member's Story: LUIGI	16-18
OOPS Report	2
Other Events	20
President's Message	3
Rich's Repair Ramblings	14-15
River Cities Festival	11
Rummage Box	18
South Florida Region Events	20
Sunshine Report	20
Supporters	19

OOPS REPORT

In the May issue, page 11, Savoy Museum the correct photo for the 1935 SS-1 Coupe is below. It is owned by member



Eduardo Zavala who had his car there for almost four months.



Hi folks,


I want to start by saying thank you for being a part of our car club. We are 203 families; that is awesome. Also, I want to mention that our club picnic had 80 members who came out to join us with their delicious side dishes and desserts. Then, as always, Shorty's barbecue was awesome. We gave out some prizes for the best side dishes and desserts. We even gave out a couple of 2025 membership renewals. There was plenty of food; so much that a lot of members took goodie bags home and the rest of the food was donated. Thanks to Millie and Manny Garcia for contacting an organization that made 70 trays of food to feed homeless folks; that was commendable.

At our May Membership meeting Tony Marquez talked about Tesla vehicles. He is a scout looking for mechanics for Tesla. From the 33 pre-registered cars for the East Ridge Village Car Show, we have gotten great feedback from the owners. Thanks for taking your cars as the folks there really enjoyed it. They want us back. Thank you Jean Hawa for making this happen. Registration is still open for Memory Lane. We are trying to make our display bigger this year.

The Pacifica Living Center Classic Car Show takes place on June 1st. On June 15th the Miami Mustang Club is having a show. Let us support them as they are also part of our car family. We are looking for a date for our progressive dinner which is always lots of fun with great food. We have set the date for our holiday party. It will be Saturday, December 7th at The Big 5 Club; more details soon.

Stay safe, the feel-like temperatures have been going over 102°. Stay in the shade if you need to be outside. And remember, if you have any ideas for club activities, please let us know. This club belongs to all of us to have fun and enjoy our antiques.

Your President,
Tomas Hernandez



This editor is still playing catchup with all the activities going on in south Florida this Spring. Unfortunately, there was not enough space in this issue to report on two non-AACA South Florida Region car shows in which several of our members supported. For sure, they will be in the next issue with one of our recent car shows. Of course, with the warmer/hotter temperatures we are experiencing now, we will be seeing fewer car shows this summer until the cooler temperatures appear.

Hopefully everyone will thoroughly read the Rummage Box article "It's time to visit the AACA Website—aca.org" by Vicki Bolton, VP Judging Administration on page 18. The information presented is a crash course of how to navigate the website and seek valuable information about our antique club's parent organization. It is probably one of this editor's favorite articles. Even though it is meant for newcomers to AACA, this editor surmises that, except for renewing on line, very few of our members have ever explored the website aca.org. It will open up a whole world of opportunities for you to know more about what is happening in the antique car hobby outside of Miami-Dade County. Do take some time to explore the website.

Ditto to what President Tomás wrote about this year's club picnic. Here are a few additional comments, the weather was ideal, very breezy but not too warm. Everyone had a chance to place their favorite folding chair wherever they wanted and chat with their friends. When it was time to eat, there were ample tables and benches for everyone to be seated. This was the place for new and old members to mingle in a very relaxed environment. The antique cars that came out were beautiful. The only complaints heard were that there was no cole slaw and there wasn't enough of the cucumber salad. Overall, the day could not have been better! Cudos to everyone who participated. For those who couldn't come, you missed a wonderful picnic.



Even though we won't have any car shows planned this summer, we are preparing for Memory Lane in August with a 10-day indoor display of our antiques. Join us on the third Thursday of the month for our general membership meeting. May your summer be joyful and relaxing.

Jean



The A.A.C.A. South Florida Region Board Meeting of Tuesday, May 7, 2024, was called to Order President Tomás Hernández at 7:32 p.m., at Rinconcito Latino Café, 9606 SW 72nd Street, Miami, FL 33173.

In Attendance: President Tomás Hernández, Secretary Yovanna Hernández, and Board Members Benjamin Cardonne, Jorge Fera, Chico Goldsmith, Immediate Past President Millie Garcia, Jean Hawa, Thomas Kosky, Ed Medina, Mike Penn, Jorge Salazar, Ira Shapiro, and Bob Squier.

Establish a Quorum: President Tomás Hernández was able to establish a quorum with 13 members of the Board present.

First Order of Business - Acceptance of Board Meeting Minutes from Previous Month: President Tomás Hernández asked if everyone present had read the minutes of the April board meeting; if so, and if there were no questions, comments, or corrections, would someone move to accept the minutes as posted. Jean Hawa made a motion to accept the minutes, Millie Garcia seconded it. Having no other discussion, the motion was voted on and passed.

Second Order of Business – Treasurer's Report: President Tomás Hernández reported on behalf of Treasurer Manny Garcia who presented a reconciliation statement for April from the club's bank account. Manny added that with membership renewals coming in, new members, monthly expenses such as coffee and dessert at the Board and general meetings, storage rental fee and the printing and mailing of *Sidelights*, our treasury is sound. Ira Shapiro informed us that starting May 26 the cost for the storage rental will increase.

Third Order of Business – Membership Report: Ed Medina informed us that as of now we have 202 families, we had four members who were dropped due to non-payment of their required national dues. Ed also reminded us that we had given away two free renewals at the picnic.

General Membership Meeting (May 16, 2024): President Tomás Hernández informed us that Al Padilla spoke to Jaime Del Valle who asked him to be the guest speaker. Mr. Del Valle is an IAAA Master Appraiser who will be speaking on Diminished Value and how to protect yourself and your classic car investment.

Miami Springs River Cities Festival report: Ed Medina said that this was a great two-day show and that everything had gone well; everyone enjoyed the display of cars, the food, and the music. He said it is looking positive for a return to next year's event.

Club Picnic Report: President Tomás Hernández commented that it was an awesome picnic. There were 80 members present out of 100 who had signed up. Between the delicious food, the side dish and dessert competition with gift cards awarded, two memberships raffled off, and the wonderful weather, everyone had an enjoyable day. Since there was plenty of leftover food, some members picked up some to take home and the rest was taken to a wonderful volunteer group of people who dedicated their time to feed the homeless. 70 homeless people were fed that evening. Millie Garcia was recognized for bringing forward this action and we thanked her and Manny Garcia for all their effort. Millie added that since the club is growing, perhaps we should consider looking for a bigger venue for next year. President Tomás Hernández finished by saying that this was a well-organized activity because of teamwork and thanked everyone who helped make this happen.

Memory Lane (August 30th – September 8th): Ed Medina informed us that there are 48 cars registered at this moment but he does not know the total amount of cars that will be allowed but 1999 and older can register. He also said that we do not have a contract yet, but he is working on it. He is also trying to see if we could have the East-West wall to display all cars chronologically by years.

Progressive Dinner (Date to be Determined): Because Memory Lane will be earlier this year and the Lake Mirror Car Show will be mid-October we will be deciding the date later.

Holiday Party (December 7, 2024): After reviewing three possible locations, all board members present agreed with the venue's proposal and determined that we should have a buffet style serving with at least three proteins. A contract will follow in the next coming days.

Other Club Business:

-Pacifica Senior Living Center Car Show (June 1, 2024) – Ed Medina mentioned that the center is in Lauderhill, FL and we should have 25 cars present. The seniors from the center will be the judges, and first, second and third places will be awarded. There will be food and music.

(continued on page 5)



(continued from page 4)

-East Ridge Retirement Village (May 18, 2024) – Jean Hawa informed us that there are already approximately 27 cars registered. She also mentioned that she has acquired the insurance already.

Sunshine Report: Jean Hawa reported that Chico Goldsmith’s niece passed away. Also, George Harvey’s brother-in-law had back surgery.

Adjournment: With no further club business to discuss, President Tomás Hernández made a motion to adjourn the meeting at 8:25 p.m. It was unanimously seconded and approved.

Submitted by Yovanna Hernández, Secretary

**General Membership Meeting
May 16, 2024**

Reported by Jean Hawa

Tony Marquez (AKA) Tony Tesla, a technical trainer for Tesla, was the guest speaker at our May 16th General Membership Meeting. Even as a child, Marquez worked alongside cars with his father. He has been working on electric cars for over eleven years in the areas of servicing, managing and now training employees in the Tesla START Program which is a 12-16 weeks program that gives career minded mechanics a thorough understanding of electric vehicles (EV). Even though Tesla has set the standard for EVs, the competition is out there.

The program is three years old. The closest one is located at Miami-Dade College, another is in Charlotte, N.C. The class size is 8-10 students in an immaculately maintained training center with three lifts and 10 vehicles to practice on. Students selected for training need to have a basic understanding of mechanics, electrical information, brakes, batteries, etc.

The benefits are plentiful for a career with Tesla. Tesla pays for the training and hours, gives relocation packets to those who want to train at another Tesla training center (within 51 miles), a one-year contract with Tesla, stock options, and a decent salary.

Many questions were asked and answered well. The majority were about

charging stations. Basically, if one doesn’t have access to a home or apartment complex charging station, don’t get an EV. However, some have used a 240 V outlet with some success. In a pinch, even a generator can be used. A home charge can take 6-8 hours. A charge on the turnpike is 15-20 minutes. On a full charge the EV can go 300-340 miles, some even 360-370 miles. A super charge is 80% in 15-20 minutes. If fully charged one can go from here to Disney World, exiting at #242, and then get a supercharge. The cost can be \$70-80 a month with one driving 30 miles a day. There is a big movement to standardize all charging stations.

Other answered questions were about: Regarding auto pilots- It’s really cool, scary, but getting better. Hybrid vehicles can be more dangerous than an EV, and one needs very specific mechanical skills. Battery technology is changing with improvements to make a better environment.

Everyone learned a lot. After President Hernández presented Marquez with a Certificate of Appreciation everyone went outside to inspect Tony Tesla’s Tesla.



L-R: Maurice, Cliff, Ira, Al, Miriam, Tony, Manny, Tom, Millie, Volker, Cathy, George, Tomas, Ivan, Maria and Yovanna.





OWNING A VINTAGE "DREAM CAR"

By Al Padilla

Just like any other car enthusiast, I always dreamed of owning a vintage "dream car". The problem was that I had, and still have many car dreams, and who doesn't like to own an array of vehicles like an old sports roadster, a luxury touring sedan, a high school era muscle car, a 4X4 off road utility or even a military truck? Well, the time comes to stop dreaming, wake up and try to find any opportunity that reality presents you with. I decided to narrow the list to pursue my "dream" car.

Since I like post war 1950 American production vehicles, I decided to look for an open top car that would suit my taste and would synchronize with the beautiful South Florida weather. Since I owned two Buick sedans, I thought to keep my dream within the Buick family. Searching the web, I soon realized that in order to obtain a rag top, I needed to sadly find a new home for my beloved Roadmaster and Super 8 Buicks. Selling a four door car is not an easy task, something that I still do not fully comprehend since all the look alike modern cars are four door sedans.

Thanks to the efforts of my friend William of Generation Old School, a YouTuber with his own channel, a video was made and posted of my cars detailing condition and restoration history. I immediately received calls from different countries and multiple states within the US and due to the renovations and present condition, the cars were quickly sold to the next keepers. Luckily the new owners were local collectors giving me the opportunity to re-visit my ex Buicks. Since I have been a Buick Club of America (BCA) member, fellow friends that were following my resto process and general threads, begin asking what would my next Buick be. Soon after they found out what I was seeking, a special car was offered to me.



Willy, aka "Old Tank" posted a picture of a beautiful 1955 Buick Century Convertible that he had a frame off restoration done a few years ago. Old Tank told me that he had listed the car on the internet for a crazy price to see if any crazy person would pay the inflated price he had listed it for but since I was not that crazy, he would give me a special price because the Century would go to a friend and a nice

home. Long story short, we agreed on a price and just like that, I would be the new owner. Some of the BCA forum guys had never even seen the car but a wise friend, Mr. Earl, of the Buick Gardens told me that I was purchasing the best 55 century open top that was presently available and better yet because Old Tank reputation of restoring 55 Buicks. Old Tank is known on the Buick circles to attend BCA meets all over the country, he recently drove one of his 55 Buicks to a Buick National Show to Spokane, WA from Seguin, TX.

So now was my time to go and pick up this beauty in Texas to bring her home. Initially I was to drive my old Silverado diesel coupled to my 24' enclosed trailer but my friend told me he was going to help me drive but he would rather tow the trailer with his 2017 Ford F250. What a mistake, the truck developed fuel problems in North Florida all the way to Texas where we serviced the truck. What a delayed and expensive trip not to mention the fuel thirsty Ford drinking dragon, one of the reasons why I'm a GM fan.



\$4.489


(continued on page 7)

Up to delay number two, part of the funds were to meet me in a form of a cashier check via your friends, no longer mine, FedEx. Due to a so called emergency weather adverse condition in one of their hubs, the overnight envelope became a two nighter delivery affair. No warranty or refunds were honored, I later found out that the so called adverse weather condition emergency never occurred in the particular hub location. Go figure this out.



Al, Miriam, and Gypsy at Memory Lane

Houston, we got a problem! I-10 East and west bound repairs for miles around the Bayou City are still going on ever since I used to travel those roads in my high school days back in 1972. A pot hole got in the way but luckily the blown tire was replaced by one of three spares I was hauling.



Lessons learned which we probably knew but forgot or did not care:

- 1- Use a transporter hauler other than your own
- 2- Choose your "overnight carrier" well
- 3- Keep the car hobby alive
- 4- Laugh or at least smile until you die



Old Tank told me that someday I would be laughing about all these setbacks. Made it to Miami on time to attend Gypsy's first showing at Memory Lane. Yes her name is Gypsy, named by my wife during one of my dreams. I can tell you now that every time I drive her I have a gratifying smile on my face.





**SOUTH FLORIDA REGION ANNUAL PICNIC
APRIL 28, 2024 BY ED MEDINA**

It was the perfect day with a great breeze for the 2024 South Florida Region Picnic, with over 80+ members in attendance; it turned out to be a great success. The BBQ was catered by Shorty's BBQ as it was last year, for a delicious helping of ribs, chicken, baked beans, corn on the cob. Then we had an amazing bunch of appetizers, side dishes and desserts presented by our members! Prizes were given to the selected side dishes and desserts brought by members and judged on by members as well.

We had many members come out with their antique and classic cars to the event, some won awards for traveling the longest distance, others for oldest vehicle in attendance. We also had a raffle give away, and as a new surprise, we gave away two renewals for 2025 to the winning members. Waldo Duran and George Harvey each won a South Florida Region renewal for their 2025 membership.

We originally had 103 members register for the event so we had plenty of left over BBQ, but nothing went to waste, as all leftovers were donated by Manny and Millie Garcia to Zasha Gomez-Chavez and Jesus Chavez who packed and delivered it to downtown Miami to feed some of the homeless. In total more than 70 meals were provided to individuals in need.

PHOTO CREDITS: Jean Hawa and Al Padilla



OUR OFFICIAL FOOD TASTING JUDGES:
Above- Side Dishes: Volker, Benjamin, Maurice
Below- Desserts: Jeffrey, Paula, Maria



Alex and Margarita, Alicia and Waldo, Robert and Tamara



Margarita and Fabio David and Elizabeth



[backs of Manny, Tom], L-R: Ira, Philip, Gary, Gianna, Yovanna, Gina, Millie (continued on page 9)



L-R: President Tomás Hernández, Paul Cotner (Newest Antique-1991 Oldsmobile, Rick Ash (Oldest Antique- 1950 Chevrolet), John Layzell (Farthest Distance Driven- 44 miles), Manny Garcia, Treasurer



L-R: President Tomás Hernández, Dessert Winners- 3rd Bonnie Shanock (Corvette Brownies) , 2nd Diane Ash (Brookies), 1st Yovanna Hernández (Cherry Cheesecake), Manny Garcia, Treasurer



L-R: President Tomás Hernández, Side Dishes Winners- 3rd- Philip Williams subbing for Bob Squier (Cucumber Salad), 2nd- George Harvey (Corn Casserole), 1st- Millie Garcia (Stuffed Ropa Vieja), Manny Garcia, Treasurer)



1989 Dodge Ramcharger

1991 Oldsmobile



1950 Chevrolet Fleetline



Ford Mustang



1978 Citroen Henri Chapron conv



Chevrolet El Camino



1972 Ford Mustang Mach 1



Mercedes Benz



1973 Volkswagen Beetle



L: 1950 Cadillac

(continued on page 10)



Chevrolet Camaro Z28



1973 Pontiac Grand Am



1969 Pontiac Firebird



1988 Pontiac 6000 Safari



1985 BMW 528e Aston Martin



Mayra admires the matching yellows



1968 MGB/GT Mark II



Volkswagen



1972 Buick Centurion convertible



The picnic leftovers were taken to a group whose assembly line volunteers created 70 plates of 2-3 BBQ ribs or chicken and baked beans. The containers were delivered to the homeless in downtown Miami. Zasha and Jesus were hugged by one of the recipients.





RIVER CITIES FESTIVAL CLASSIC CAR SHOW

Reported by Jean Hawa

With over sixty cars registered for the River Cities Car Show Chairman Ed Medina said the show was successful. Being our first time being invited to conduct this two-day show around Circle Park on Curtiss Parkway in Miami Springs, there was no judging nor trophies. It was just a nice venue to showcase antique cars without all the usual work, except for handling registrations, promoting the show by passing out flyers at two of our other shows (Biltmore Way and Winston Park), and parking the cars. Many of our members and other attendees are more familiar with the shows held in Miami Springs in the evening in December and July 3-4. The car show was nestled in between the other events of the festival which lasted from noon through the evening. One of our members said he was sorry he didn't bring his family this year. He promises to bring them next year because it was a good family event.

For a little bit of background history: Formerly known as The Miami Springs Regatta, this renamed festival has been around for over fifty years (sans the car show). In recent years, the summer heat has created a problem for the very popular, well attended July 3rd Car Show and 4th of July Car Parade. Hence the City of Miami Springs Board decided to move the date of the car show from July to coincide with the city's most recognized and largest event. A good date needs to be after the Miami-Dade Youth Fair and avoid Carnival on the Mile. As a result, the South Florida Region was asked to partner with the city representatives in executing this year's car show.



Al and Miriam Padilla beside their 1955 Buick Century convertible

PHOTO CREDITS: Al Padilla



1954 Ford

R: Cadillac





THIRD ANNUAL DELRAY BEACH CONCOURS D'ELEGANCE— April 21, 2024

By Philip Williams

Summer came a little early for the Third Annual Delray Beach Concours on Sunday, April 21, 2024: it was warm and breezy, but that didn't stop the cars and the crowds that came to see the collection parked on Old School Square in downtown Delray Beach. Everything on wheels from antique motorcycles to race cars and classics in between were spread out on the field. AACA South Florida was represented by cars, including Guy Lewis's 1958 Mercedes-Benz 300D, which won the Delray Citizens for Delray Police – Charity Award, and a phalanx of judges including Chief Judge Ira Shapiro, Irwin Adler, Stella and Jeff Ashen, Manny and Millie Garcia, John Layzell, Mel Mann, Bob Mayer, Mike Penn, Bob Squier, and Philip Williams. The choices were many, but when it came to choosing Best in Show, the automobile award went to a stunning 1930 Duesenberg Series J, the motorcycle award to a 1915 BSA Model K, and racecar went to a 1962 Jaguar E-Type. There were a lot of other sponsor and charity awards, but one that drew a lot of attention was the Mayor's Award to a 1958 Bentley S1 Continental Flying Spur, originally owned by film director Alfred Hitchcock.



Thanks to Concours Director Max Zengage for his tireless efforts on behalf of the cars, and for the great pictures seen here.

PHOTO CREDITS: Jeff Ashen , Max Zengage

R: BEST IN SHOW— 1930 Duesenberg Series J Presented by Larry Kopp



PRE-WAR BEST IN CLASS 1931 Cadillac 452 V16 Fleetwood Presented by Bill Spurling



1941 Cadillac Presented by Dennis Maniere



Manny Garcia is the middle judge





John Layzell presented his 1970 Volkswagen "Peking to Paris" rally car
L: Jeff and Stella Ashen pose between the welcoming stilt walkers



Chief Judge Ira Shapiro is with Derek Bell, a 5-time winner of the Le Mans 24 hour race and 3-time winner of the Daytona 24 hour race



Judge Philip Williams double checks his scores as John Layzell (L) and Stella Ashen (3rd) relax.





[NOTE: The article below was published in the May 2021 issue Volume 65 NO. 07 of "The Road Map", pp.13-14, the newsletter of the New Jersey Region of AACA, edited by Jay DeBoey. The article is written by Rich Reina, who is published here, with Rich's, Jay's and new editor Dick Bettel's permission.]

Replacing your own spark plugs is within the capability of most old-car owners; they are more accessible on most AACA-eligible vehicles than they are on today's "computers on wheels". There are three special tools which will make the job go more smoothly, and they're affordable to boot. Spark plug sockets have a foam or rubber insert to grip the plug, preventing it from falling out of the socket. Spark plug cable pliers provide leverage to remove stubborn cable boots without damaging the leads. A spark plug gapping tool ensures that the plug gap is set correctly. Additionally, a torque wrench is a best-practice tool which is worth the investment, and anti-seize compound and dielectric grease are nice to have.



Spark plug sockets in 5/8" & 13/16" sizes; rubber insert

stated last month, there is no "one size fits all" spark plug. Most service manuals specify plugs by brand and model. My 31st edition of the MOTOR AUTO REPAIR MANUAL, published in 1968, lists spark plug specs for all 1962-1968 American cars. For example, a 1963 Old F-85 with the 185 HP V8 calls for an AC 45FF plug; but the same car with the 195 HP V8 uses the AC 44FF. Similarly, a 1965 Chrysler with a 340 horse 413 V8 uses a Champion J14Y, but the 360-horse version of that engine uses a Champion J10Y. Read the model designations (engines AND plugs) carefully!

For stock engines, stick with the recommended plug. For modified engines, you may need a plug one heat range hotter or colder. An engine with performance mods may benefit from a colder plug, as higher combustion temperatures help keep the plug tip clean. An engine that's over-carbureted or burns oil might need a hotter plug to burn off deposits. If you experiment, don't change the heat range more than one step at a time. Many service books publish a spark plug cross-reference chart to show which brand and model plugs are equivalent to each other. But be careful about heat ranges: there is no uniform scale in the industry. One spark plug maker might rate their heat ranges low to high numerically from coldest to hottest, while another does the exact opposite.

Should you always replace all spark plugs at the same time? In a word, yes. How many should you buy? For 99% of the cars on the road, there is one spark plug per cylinder. Some vehicles (older Alfas and Datsuns, newer Chrysler Hemi engines) use two plugs per cylinder. Rotary engine Mazdas use two plugs per chamber. Remove the new plugs from their packaging and check the gaps. Most plugs I've purchased within the last few years are correctly gapped for my needs, which doesn't stop me from checking. If the gap needs adjusting, bend the ground (outer) electrode; don't try to adjust the center electrode. Also check if the small screw-on top cap stays on or is removed for your application.

Always work on a cold engine: not only is it safer, but for aluminum cylinder heads, you avoid any possibility of warping the softer metal. Check if any components must be removed for spark plug access. On most older cars, that is not the case, but for example, on my 1968 Mustang with the 390 big block shoe-horned into place, plug access was much easier with the valve covers removed. To avoid mixing up plug cables, either remove and reinstall each cable and plug one at a time, or label the cables with a piece of masking tape. *(continued on page 15)*

When you're ready to purchase plugs, always consult the vehicle manufacturer's recommendations. As



Plug cables labeled with masking tape before removal

I have spark plug sockets in the two most common sizes, 5/8" and 13/16", as my Alfa uses one size and my Miata the other. If you're buying just one socket, make sure it's the size you need (hint: buy the plugs first and take a new plug to the tool store with you). If the engine compartment is excessively dirty, blow or brush dirt away from the spark plugs so none of it ends up inside the cylinder. Remove the first plug cable, using the plug pliers if you have them. If you were not the last person to install the plugs, they may be tight, and you may need a longer ratchet wrench for leverage. I always put a very small amount of anti-seize paste on the new spark plug threads; this is controversial, as some claim that you cannot properly torque the plug with lubed threads. Both of my cars have aluminum heads and I do it to avoid corrosion issues between the dissimilar metals. I have never had a problem with a spark plug seized in place, loosening up, or heaven forbid, blowing out of the head while driving (it happens!).




Pliers made for spark plug cables make removing them easier

Always begin threading the new plug in by hand. If you start the new plug using the socket and ratchet wrench, you run a high risk of cross-threading the plug and damaging the threads in the engine. A plug started by hand should be able to be threaded in at least one full turn using slight-to-moderate hand pressure. Only when



Spark plug gapping tool; rubber insert holds spark plug in place when removing it



you're convinced that the plug has been properly started should you pick up a tool to finish tightening it.

Unless you're experienced, it can be difficult to know how much to tighten the new plug. This is where a torque wrench is handy. Look up the torque spec – it may be lower than you expect (on both my aluminum head engines, the spark plug torque spec is only 15 lb. ft., which is the lowest setting on my torque wrench). Reinstall the plug cable (as a best practice, I smear a small amount of dielectric grease on the top of the plug to keep moisture out of the boot). Move to the next cylinder until all are done.



You will never incorrectly tighten a plug if you use a torque wrench

Start the engine: if you had a rough idle from a bad plug, it should be smoother now. A very rough idle with the new plugs likely means you incorrectly routed some spark plug leads. If all else fails, consult a service manual for correct cable routing (you will need to know your engine's firing order). Take the car for a ride, and enjoy how smooth and powerful it feels with a new set of spark plugs installed.

Next month: *Keeping my HPOF car all HPOF*



"Luigi" Takes On Charlotte and the 2024 Spring Nationals by Joe Pinson

Hello from two of your northern South Florida Region members. For those who may not remember us, we handled the registration for the 2023 Winter National. It was a pleasure to meet many of you and be a part of such a wonderful event. And it is also where our then recently acquired 1991 Cadillac Allante known as "Luigi" because of his Italian American pedigree was introduced to AACA National.

Luigi was first shown in the Historical Preservations of Original Features (HPOF) category and received his HPOF Certification. I knew he had some problems and wouldn't really go anywhere with point judging. Still many friends who saw him kept encouraging me to get him changed over and so late last year we made that change with AACA. Plans started for his rebirth as a true show car began and as he was already in pretty good shape, they went quickly. Dick Hussey at Allante Source in West Palm Beach and P. J's. Auto Car in Lake Park took on the task. Work began on January 31st and was to be completed by March 25 so we could get him home, prepped and loaded for his first trip as a point judged car. He arrived at our house via trailer thanks to my friend John Sholar on March 28th and cleaning started. Of course, he was beautiful but with all the work that had been completed, I found more to do. He'll be heading in for round two in a couple of months.

weight of the trailer and the car exceeded the factory limitations. I was told I could do it, but I'd likely need a new transmission. So I moved to Plan B - we rented a rather large Ford F150 Sport

(a nice truck I might add) to handle the job. Of course, the truck sits higher off the ground and there were a couple of issues and needed adjustments for two older bodies climbing in and out of the vehicle, but those were eventually overcome. The next task was a trailer – a U-Haul rental handled that job.



I made a couple of plans for what I hoped would



be the easiest way to get a tow vehicle, trailer and show car from Rockledge to Charlotte. The distance was roughly 600 miles. We'd bought an SUV earlier with the intent of being able to tow Luigi, however the

April 6th was the show date. My plan was to leave April 4th splitting the trip in half with an overnight stop outside Savannah and arrive at the Host Hotel on the 5th. We left our house the morning of the 4th with Linda driving the truck and me following in Luigi and headed for the U-Haul lot. There they took great care in hooking up the trailer and helping guide Luigi up on it. Linda was driving Luigi on to the trailer and may I say at the point where the guy said give it gas and Luigi sort of lunged and his front tires went in the holding spots, all the blood drained from her face. I was standing between the truck and trailer and got just a bit nervous myself, but all was well.

(continued on page 17)




(continued from page 16)

Once secured, we were off on this adventure – did I mention this was the first time in years we’d towed a car? It was somewhat intimidating at first, but gradually became somewhat natural. We made a planned stop in Fernandina Beach to have lunch with friends who wanted to see Luigi and then headed to our hotel. The next morning, we got breakfast and gas and were back on the road but with a big problem – HEAVY TRAFFIC. It was slow from just north of Savannah all the way to Columbia. Another planned goal was to get through Charlotte before Friday afternoon’s rush hour. We failed, but the truck and trailer handled well, and Luigi rode proudly.


We arrived at the show field where I’d arranged to park the truck and trailer (there was no way I wanted to bother that set up) about 6 p.m. Once there we got all the straps and chains off Luigi, the ramps pulled out and Linda backed him off the trailer. We came back to the hotel and were so proud of ourselves for getting there without any problems and were set to go for Saturday morning.

Saturday was a beautiful and sunny day – with a north wind blowing off the north pole and a temperature of 37 degrees. I grew up in Western North Carolina, but I haven’t lived in that part of the country for 42 years. Cold is something we haven’t dealt with in a while and really didn’t enjoy. We layered and layered and layered some more before it was over. Our first problem of the day was that for some reason the hotel had us checking out on Saturday and I happened to look at my phone and see that email. We got that taken care of before heading for the show field. Upon arrival, someone had parked in my assigned class parking spot. After about 15 minutes, he was moved to his correct class and parking spot. Once parked we started cleaning. Several people were admiring the car and wanting to talk about it. Thankfully we got the job done (while periodically brushing off icicles) before the judges arrived. Linda had packed a cooler; we had our chairs and we had the sun – if we could have just done something with the wind. I had on three shirts, a cap, gloves, and a hoodie. Linda had on a heavy sweater, gloves, cap, hoodie, a second coat and a blanket. You can barely see her eyes in the photo.

By 11:30 the judging team had checked Luigi over quite well with only a few questions. Then it was talk to people who



stopped to admire him and were enjoying the show. A Fraternity Brother who lives in the area and friends from our Cape Canaveral Region who knew Luigi before and were amazed at the difference in it came by and our niece and nephew who also live nearby spent the afternoon with us.



1991 Cadillac Allante

Below: a few of the cars seen at the Spring Nationals



(continued on page 18)



3 pm arrived and I swear the wind ceased at the same moment. We loaded up and headed for the truck to pack what we could. Then we went to the awards tent. There were over 300 cars there and I'm in class 25D. I can't tell you how excited I was when I heard the words – First Junior, 1991



Cadillac Allante owned by Joe Pinson.

The rest of the weekend was spent with family, admiring the trophy, and thinking about the day. My nephew loaded Luigi for us on Sunday and he and his wife along with a cousin had lunch with us before we headed home – a repeat of the trip up with the same hotel, same trip to Fernandina Beach for lunch on Monday and a happy and safe arrival at home where Luigi was safely tucked in his garage spot.

The Hornets Nest Region does this show each year and they seem to have it down to a science. They didn't have the extra activities of some shows we've attended or hosted. This one was a bit different for them as it was a Dual Meet (Grand National Friday, National Saturday). It was a great trip and I'm looking forward to him getting a Senior and hopefully a Grand National. Hopefully we have another National somewhere in the state very soon.



It's time to visit the AACA Website—aaca.org

By Vicki Bolton - VP Judging Administration

When was the last time you went to the AACA web site? It is a great tool for members and prospective members! The website is now full of helpful information and links. Members can quickly find many useful things including printable applications for members as well as one for military applications under membership.

ABOUT MEMBERSHIP REGIONS PUBLICATIONS EVENTS NEWS CONTACT [Join/Renew Today](#)

Members can now join and renew online simply by Selecting the **Join/Renew Today** Button. The area for Regions is where you can find information about the closest region or chapter. The webmaster and editors can also find logos here for their websites and articles. There is a link to the various forms that a region may need from time to time.

The **Publications** drop down displays the list of publications that can be viewed. You will find the AACA Policy & Procedures Manual and the AACA Bylaws in this list. You are talking to a prospective member and don't have your magazine with you? No problem, just open the web site on your phone and open

the magazine from Publications. Or maybe you have a question about judging? You can review the judging guidelines in Publications. You will also find a very concise vehicle classification document. Two very important publications in this section are the Speedster and the Rummage Box.

If you are not getting the Speedster in your email, you should update your email with Headquarters. The Speedster is a great way to stay in touch and get the very latest news. The Rummage Box is full of articles that the news letter editors love to use in their newsletters.

Choose **Events** to see the National Show and Tour Calendar. You can also see the local event calendar. You were not able to go to the Annual Convention? Did you know that you can see the National Award winners including the Master Editor and Master Webmaster awards? Just go to Events and select the National Awards, then click the first paragraph and it will take you to the presentation of all the National Awards. Maybe you want to see who won in the last Nationals, just select Nationals Results and you can see the winners for the last 10 years!

Contact is also a great repository of information. Here you can look up your current directors and just click on their name to send them an email. Committee Assignments are listed here as well. You can review the committees so that you will know who to contact if you have a question about one of these committee areas. Please take some time to get to know your website. It is full of interesting tidbits and helpful information!



Reprinted with permission from the 2024 WINTER *Rummage Box*, THE OFFICIAL PUBLICATION OF THE PUBLICATIONS COMMITTEE OF THE ANTIQUE AUTOMOBILE CLUB OF AMERICA.



WILLIAMSON
IS MIAMI

WILLIAMSON
CADILLAC

WilliamsonCadillac.com

LOCATION 7815 SW 104TH St. Miami, FL	SALES 1-877-579-0775 Mon.-Fri. 9am - 8pm Sat. 9am - 6pm Sun. 11am - 5pm	SERVICE 1-866-372-8217 Mon.-Fri. 7:30am - 7pm Sat. 8am - 5pm Sun. Closed
---	--	---

©2024 General Motors. All Rights Reserved. Cadillac®

This space is available
for
your
advertisement.

Please visit our website
[https://
southfloridaregion.aaca.c
om/About Us/Supporter
Opportunities](https://southfloridaregion.aaca.com/About Us/Supporter Opportunities)

If you are going out of town this summer and come across a car show or car museum, please take pictures, write a story and email it to Editor Hawa (jmhawa@comcast.net). Do try to attend the national meets in Saratoga, NY and/or Hampton, VA

WANTED:

Sidelights needs your car stories, car pictures, accident and/or repair experiences, restoration project, childhood memories of you and a car/truck, etc. Do you have a story about a friend or relative regarding an antique? Do you have a "should've, would've, could've" story? Contact Editor Hawa at jmhawa@comcast.net



AUTOMOTIVE GROUP
FLORIDA - GEORGIA





FROM:
 A.A.C.A. South Florida Region
 c/o Jean Hawa
 9999 SW 71 Avenue
 Pinecrest, FL 33156-3063

TO:

2024 SOUTH FLORIDA REGION EVENTS
 Website: <https://southfloridaregion.aaca.com>

JUNE 2024

- 01- Pacifica Living Center Classic Car Show**-11 am-2:00 pm, 5500 NW 69 Ave., Lauderhill, FL 33319; register on club website [above]
- 04- Board Meeting– 7:30 pm** at Rinconcito Latino Café, 9606 SW 72 Street, Miami 33173
- 20– General Membership Meeting– 7:30 pm** at Rinconcito Latino Café, 9606 SW 72 Street, Miami; if you are planning to dine-in, be there by 6:30 pm.

JULY 2024

- 02- Board Meeting– 7:30 pm** at Rinconcito Latino Café, 9606 SW 72 Street, Miami 33173
- 18– General Membership Meeting– 7:30 pm** at Rinconcito Latino Café, 9606 SW 72 Street, Miami; if you are planning to dine-in, be there by 6:30 pm.

AUGUST 2024

- 06- Board Meeting– 7:30 pm** at Rinconcito Latino Café, 9606 SW 72 Street, Miami 33173
- 15– General Membership Meeting– 7:30 pm** at Rinconcito Latino Café, 9606 SW 72 Street, Miami; if you are planning to dine-in, be there by 6:30 pm.
- 30– September 8, 2024– Memory Lane 2024 -Miami International Auto Show** (go to club website [above] for information and application)

SEPTEMBER 2024

- 1-8 (August 30-September 8)– Memory Lane 2024 - Miami International Auto Show** (go to club website [above] for information and application)
- 03- Board Meeting– 7:30 pm** at Rinconcito Latino Café, 9606 SW 72 Street, Miami 33173
- 19– General Membership Meeting– 7:30 pm** at Rinconcito Latino Café, 9606 SW 72 Street, Miami; if you are planning to dine-in, be there by 6:30 pm.



SUNSHINE REPORT

So far, so good!



**2024 AACA NATIONAL/
 REGION EVENTS**



(check *Antique Automobile* or www.aaca.org for more information)

June 9 – 13 - 2024 Eastern Divisional Tour

Sponsor: Buzzard's Breath Touring Region AACA
 Location: Fredericksburg, VA

June 20 – 22- 2024 Eastern Spring Nationals

Host: Saratoga Region AACA Location: Saratoga Springs State Park in New York

July 13, 2024– Collector Car Appreciation Day, Ft. Lauderdale Region, 10 am-2 pm, Galuppi's, 1103 N. Federal Highway, Pompano Beach, FL 33062

August 22 – 24- Special Eastern Fall Nationals

Sponsor - Historic Virginia Peninsula Region
 Location: Hampton, VA

September 12-14- AACA Western Fall Nationals

Sponsored by AACA Poudre Valley Region
 Location: Loveland, Colorado

September 22-27- 2024 Revival AAA Glidden

Tour®Sponsored by AACA Sugarloaf Mountain Region Location: Fairfield, Pennsylvania

October 8 -11- 2024 Eastern Fall (Hershey)

Host: Hershey Region AACA Location: Hershey, PA

October 23 – 26- 2024 Southeastern Fall Nationals-

Host: North Alabama Region AACA
 Location: NW Huntsville, Alabama

OTHER EVENTS

June 15– MEET UP of Miami Mustang Club and Frank the Muscle Guy; at Flying Squirrel, 12350 SW 8St, Miami, 5 pm– 10 pm. Fords and classic cars welcome.

June 16– Cars and Cigars at the Barnacle State Park, 11 am– 3 pm, 3485 Main Highway, Miami, FL 33133, register at <https://www.thebarnacle.org>